

Function Hall Management



Function Hall Management Application

Copyright © webieon technologies Pvt.Ltd

# Function Hall Management

## ❑ **About Us**

Webieon Technologies Pvt. Ltd, a diversified technology company, is committed to providing the highest quality services and outsourced software product and applications development services to the global IT industry. We understand that, as a business owner, you need solutions that are proven to work and investing in exceptional people and ideas both our own, and that of our customers

## ❑ **Vision**

To be the leading provider of high end, best of breed product engineering life cycle solutions to the global software development and IT industry.

## ❑ **Mission Statement**

To achieve our objective in an environment that fosters honesty, fairness and integrity and a single minded focus on the success of our customers.

# Function Hall Management

## **Introduction:**

Function Hall application is a online web based application which covers all the aspects of function hall management. This application covers the following features

- Online Booking
- Services Provided
- customer Database
- Billing
- SMS & Email Services
- Back office

# Function Hall Management

## Product Features:

Online Booking

- Customer can check the availability of rooms online as per dates/calendar.

### Online Booking

Check In Date: 10/12/2013  
Check Out Date: 10/18/2013  
Guest per Room: 1  
Total Nights: 6

### Function Hall Management

Room Type	Guest/Room	Price Details	Total Price	Room Available
Deluxe Room	1	6 Night(s) x 3 00 = 18 00	18 00	0 ▾
Super Delux	1	6 Night(s) x 5 00 = 30 00	30 00	0 ▾

[BOOK NOW](#)

# Function Hall Management

## Product Features:

Services Provided: Function hall can list the different type of services available

- Different Standard of rooms
- Decorations
- Wide Dining hall
- Parking



# Function Hall Management

## Product Features:

customer Database :

- Personal Information
- Booking Details



# Function Hall Management

## Product Features:

SMS & Email Services:

- Sending Booking Status through SMS & Email
- send the Different Offer available for existing customers




# Function Hall Management

## Product Features:

Back Office: Backend user with administrative rights

- User can update information on website
- Update Employee & Customer database
- Announcements, Press releases



**Back Office**



# Function Hall Management

## User Classes and Characteristics:

The admin, will be the main user. The system is also designed to be user-friendly.

- Admin
- Operators

### **Admin:**

Admin should have prior knowledge of the system. Admin is able to control the whole system. He/she can add, delete, update and modify the system.

### **Operators :**

Operator should fairly know about the usage of the system.

### **Casual users :**

Anyone can view the information of the Hotel.

Function Hall Management

# SCREEN SHOTS OF FUNCTION HALL

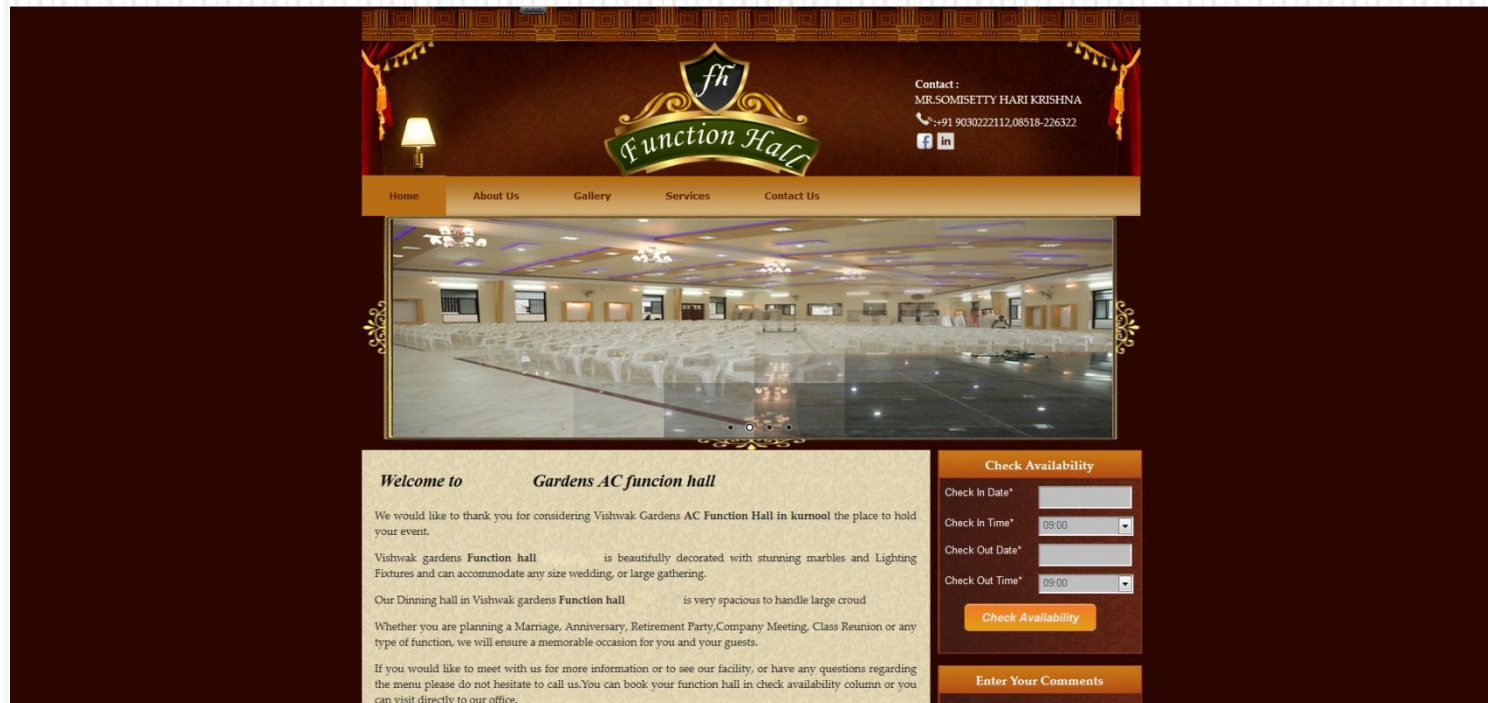
Copyright © webieon technologies Pvt.Ltd

# Function Hall Management

## SYSTEM DESIGN:

### Screen Shots:

Front end of the function hall application.

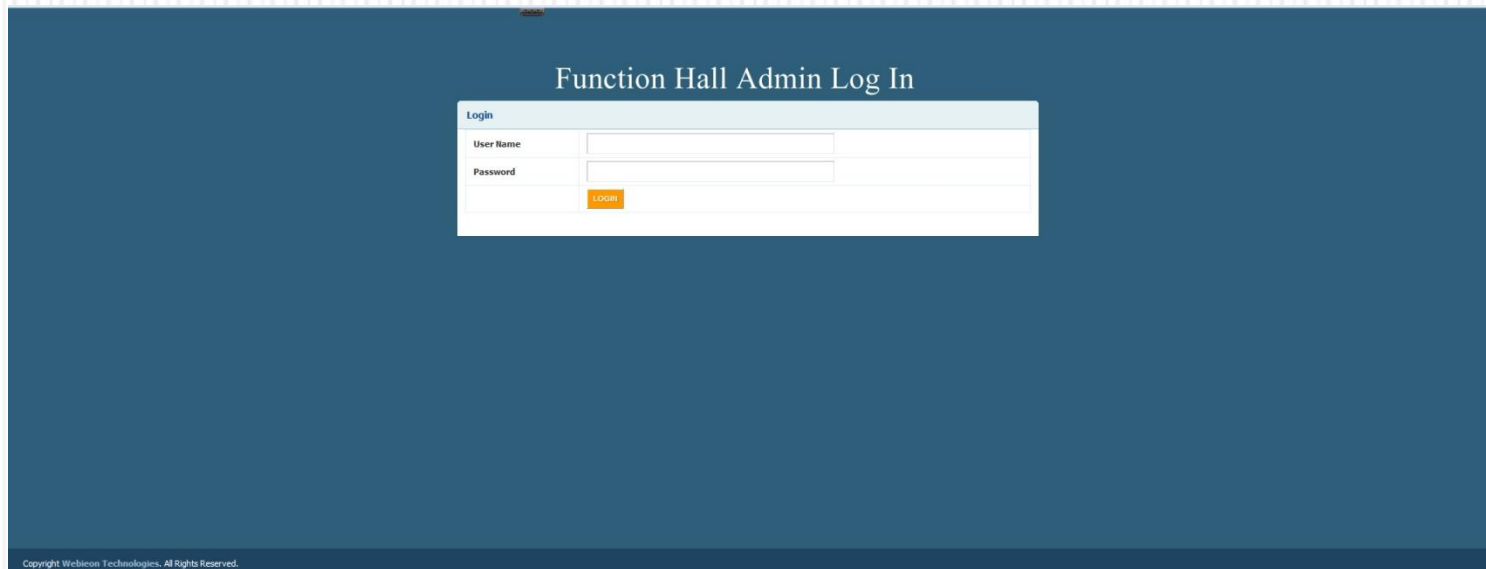


# Function Hall Management

## SYSTEM DESIGN:

### Screen Shots:

**Admin Login:** There will be an unique id and password for admin login.



Function Hall Admin Log In

Login

User Name

Password

Copyright Webieon Technologies. All Rights Reserved.

# Function Hall Management

## SYSTEM DESIGN:

### Screen Shots:

#### Advance Booking:

Advance Booking of a customer. If the customer is new click on new customer otherwise click on existing customer.

The screenshot displays the 'Function Hall' management interface. The main heading is 'Advance Booking'. On the left, there is a sidebar menu with options: 'Dashboard', 'Bookings', 'Bookings Waiting for Approval', 'Confirmed Bookings', 'Canceled Bookings', and 'Live Site'. The main content area features a form for creating a new booking. At the top of the form, there are two radio buttons: 'existing customer' (selected) and 'New customer'. A note states: 'If the customer is new click on new'. The form fields include: 'Custmor Name: \*' (text input), 'Booking From: \*' (date-time input, value: 2013-08-14 11:24), 'Booking to: \*' (date-time input, value: 2013-08-14 11:24), 'Date of Birth: \*' (text input), 'Room Type: \*' (dropdown menu with 'Select Room type'), 'Room NO: \*' (text input with placeholder 'first select room type'), 'Advance: \*' (text input), 'Phone: \*' (text input), 'Email:' (text input), and 'Address: \*' (text area). An 'Add' button is located at the bottom left of the form. The footer of the page reads 'Copyright Webieon Technologies. All Rights Reserved.' and the top right corner shows 'Hello Vishwak | Profile | Logout'.

# Function Hall Management

## SYSTEM DESIGN:

### Screen Shots:

If we click on existing customer and select name it will display the customer details.

The screenshot displays the 'Function Hall' management interface. The main heading is 'Existing Customer'. On the left, there is a sidebar with navigation options: 'Dashboard', 'Bookings', 'Bookings Waiting for Approval', 'Confirmed Bookings', 'Canceled Bookings', and 'Live Site'. The main content area contains a form for adding a new customer. The form has two radio buttons: 'existing customer' (which is selected and highlighted with a red box) and 'New customer'. The form fields are as follows:

- Customer Name: \* dsfgdsf ( 4656547657 )
- Booking From: \* 2013-08-14 11:24
- Booking to: \* 2013-08-14 11:24
- Date of Birth: \* 1989-07-01
- Room Type: \* Select Room type
- Room NO: \* first select room type
- Advance: \*
- Phone: \* 4656547657
- Email: \*
- Address: \* fgdsgdsgda

An 'Add' button is located at the bottom left of the form. A note on the right side of the form reads: 'If we click on existing customer and select the customer name it will give the details of that customer'. The footer of the page contains the text: 'Copyright Webieon Technologies. All Rights Reserved.'

# Function Hall Management

## SYSTEM DESIGN:

### Screen Shots:

#### Adding Employee :

Adding Employee details of that function hall.

The screenshot displays the 'Add Employee' form within the 'Function Hall' management system. The interface includes a top navigation bar with 'Function Hall' and 'Add Employee' labels, and a user profile section showing 'Hello Vishwak | Profile | Logout'. A left sidebar contains navigation options: 'Dashboard', 'Bookings', 'Bookings Waiting for Approval', 'Confirmed Bookings', 'Canceled Bookings', and 'Live Site'. The main form area is titled 'Add Employee' and contains the following fields:

- Employee Name: \* (Text input)
- Department: \* (Dropdown menu with 'Select department' text)
- D.O.B: \* (Text input)
- Join Date: \* (Text input)
- Phone: \* (Text input)
- Email: (Text input)
- Address: \* (Text area)
- Shift: (Form with 'From:' and 'To:' sub-inputs)

An 'Add' button is located at the bottom left of the form. The footer of the page reads 'Copyright Webieon Technologies. All Rights Reserved.'

# Function Hall Management

## SYSTEM DESIGN:

### Screen Shots:

#### Booking Waiting's for Approval:

Customer who has booked the function hall will be displayed in the Approval List.

Admin / Operator can edit the information & Confirm or Reject the Booking.

The screenshot displays a web application interface for 'Function Hall' management. The main heading is 'Booking Waiting Approval'. On the left, there is a sidebar with navigation options: 'Dashboard', 'Bookings', 'Bookings Waiting for Approval', 'Confirmed Bookings', 'Canceled Bookings', and 'Live Site'. The main content area shows a table of 'Confirmed Bookings' with columns for Customer Name, Mobile Number, Check In Date, Check Out Date, Check In Time, Check Out Time, and Booked Date. Two entries are visible: 'test' with mobile number 4564564565 and 'test' with mobile number 9887467833. Each entry has an 'Edit/Reject' button. The interface also includes a search bar and a footer with the copyright notice 'Copyright Webieon Technologies. All Rights Reserved.'

Customer Name	Mobile Number	Check In Date	Check Out Date	Check In Time	Check Out Time	Booked Date	Actions
test	4564564565	2013-06-03	2013-06-04	10:00:00	15:00:00	2013-05-31 16:47:30	Edit/Reject
test	9887467833	2013-06-01	2013-06-01	09:00:00	11:00:00	2013-05-31 16:18:29	Edit/Reject



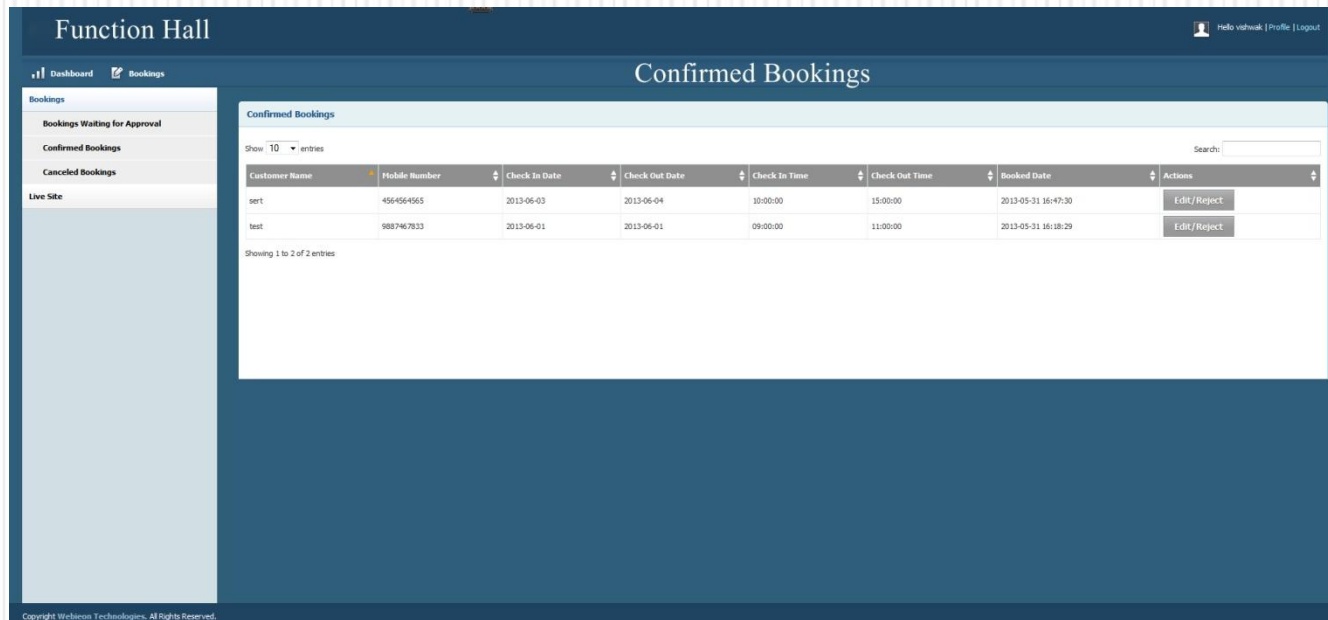
# Function Hall Management

## SYSTEM DESIGN:

### Screen Shots:

#### Confirmed Booking:

All the Confirmed bookings will be display in this List. Admin / Operator can edit the Details or Reject the booking request. According to the customer request.



The screenshot displays the 'Function Hall' management interface. The main heading is 'Confirmed Bookings'. On the left, there is a sidebar with navigation options: 'Dashboard', 'Bookings', 'Bookings Waiting for Approval', 'Confirmed Bookings', 'Canceled Bookings', and 'Live Site'. The 'Confirmed Bookings' section is active, showing a table with the following data:

Customer Name	Mobile Number	Check In Date	Check Out Date	Check In Time	Check Out Time	Booked Date	Actions
test	456-456-4565	2013-06-03	2013-06-04	10:00:00	15:00:00	2013-05-31 16:47:30	Edit/Reject
test	9887467833	2013-06-01	2013-06-01	09:00:00	11:00:00	2013-05-31 18:18:29	Edit/Reject

Below the table, it indicates 'Showing 1 to 2 of 2 entries'. The footer of the page reads 'Copyright Webieon Technologies. All Rights Reserved.'

# Function Hall Management

## SYSTEM DESIGN:

### Screen Shots:

#### Canceled Booking:

All the Canceled booking will be displayed here. Can confirm the booking again by changing the date according to the customer request.

The screenshot displays the 'Function Hall' management interface. The main heading is 'Canceled Bookings'. On the left, there is a sidebar with navigation options: 'Dashboard', 'Bookings', 'Bookings Waiting for Approval', 'Confirmed Bookings', 'Canceled Bookings', and 'Live Site'. The 'Canceled Bookings' section is active. The main content area shows a table of canceled bookings with columns for Customer Name, Mobile Number, Check In Date, Check Out Date, Check In Time, Check Out Time, Booked Date, and Actions. Two entries are visible: one for 'ert' with mobile number 4564564565 and another for 'test' with mobile number 9887467833. Each entry has an 'Edit/Reject' button. The interface also includes a search bar and a 'Showing 1 to 2 of 2 entries' indicator.

Customer Name	Mobile Number	Check In Date	Check Out Date	Check In Time	Check Out Time	Booked Date	Actions
ert	4564564565	2013-06-03	2013-06-04	10:00:00	15:00:00	2013-05-31 16:47:30	Edit/Reject
test	9887467833	2013-06-01	2013-06-01	09:00:00	11:00:00	2013-05-31 16:18:29	Edit/Reject

THANK YOU